



Proximal Contact Instrument

Puts you in control.

Enhance the performance of any matrix system with PerForm™. PerForm is a cure-through contact forming instrument you press directly into the first increment of uncured composite on Class II restorations. Apply mesial or distal pressure to place the interproximal contact where you want and cure. PerForm allows you complete control over the location—both the height and breadth—of the contact on Class II restorations. Whether you're using one of the popular sectional matrix systems, traditional Tofflemire-style matrices or retainerless systems like Reel Matrix, PerForm puts YOU in control.



- Improves contacts with any matrix system
- Control the height and breadth of contacts
- Increase the tightness of contacts
- Unique lens controls curing light diffusion

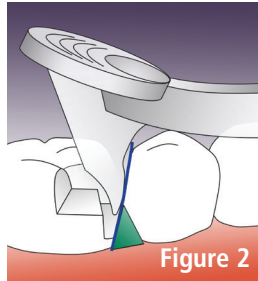
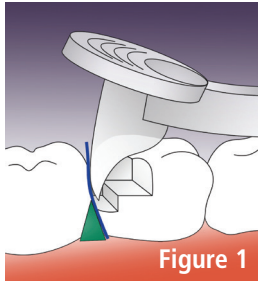
PerForm

Item	Description	Qty.
CFK01	PerForm	1/ea. size
CF100	1.1 mm Small Instruments	2/pk
CF200	2 mm Large Instruments	2/pk

How **PerForm** works:

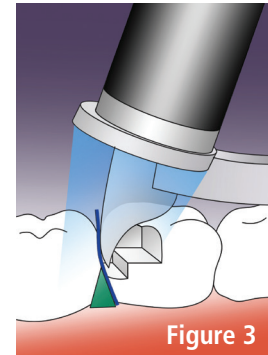
step
1

Place the first composite increment. Press PerForm into the uncured composite and either push distal (fig. 1) or pull mesial (fig. 2).



step
2

Place the curing light directly on the Fresnel lens and cure (fig. 3).



Use **PerForm** to enhance the performance of **ANY** matrix system!

Retainerless



Traditional



Sectional



PerForm puts **YOU** in control!

For more information go to www.garrisdental.com. Be sure to check out the website to see the full line of innovative Garrison products and our 6-month money-back guarantee.

Garrison
Dental Solutions

150 DeWitt Lane
Spring Lake, MI USA
49456

To order: Call toll free 888.437.0032
or online at www.garrisdental.com



Mention Code
IN0216PF